


Name \_\_\_\_\_



# Kindergarten Homework #1

## Week of September 26, 2011

Homework is due on Friday

Parents, please work with your child to complete the activities in the homework packet. Please check off each box after your child completes an activity. Homework should be returned in your child's Daily Folder at the end of the week.

- READING - at least 20 minutes each day
- HIGH FREQUENCY WORDS - Use the attached activities to practice your High Frequency Words each day. It is a NEW High Frequency Words week - see High Frequency list for ways to practice on a NEW week.
- LITTLE BOOKS - Look in your child's folder for the book "*The Little Toys*" Have your child read the book several times every day. Practice the High Frequency Words "little", "the", "I" and "am" pointing and tracking the print as they read. You can keep the book at home for practice - PLEASE, DO NOT RETURN THE BOOK WITH HOMEWORK!
- BOOK REPORT - Pick a book you read this week to write a book report on - (Make sure to pick a storybook or fiction.) Talk with mom or dad about the Characters (the people or animals the story is about) and the Setting (the when & where the story takes place) - then write about the story on the Book Report Form.
- MATH - Complete the math pages 11-14. Tear pages out of your math book and STAPLE with your other homework pages.



### Reminders from School:

Color Week - Monday - Red, Tuesday - Yellow, Wednesday - Blue, Thursday - Green, Friday - Orange

Wednesdays: Min. Days - 1:00 dismissal

PTA Membership Drive \$5 - please join PTA

Please Support our PTA Fundraiser









## High Frequency Words:

### NEW Words Week

little

the

# Weekly Reading Log

	Titles	# of Min.	Read to Me	I Read Some	Book Review
			Check One		
Mon.					 
Tues.					 
Wed.					 
Thurs.					 

## High Frequency Words

See Homework Cover Sheet for High Frequency Words

Mon: **New Words Week** - PARENTS cut out Flash Cards - students practice reading new words on flashcards

**Review Week** - Practice/review ALL Flash Cards (old & new)

Tues: **New Words Week** - Practice writing words in shaving cream, chalk, rice, markers

**Review Week** - Writing practice page

Wed: **New Words Week** - Orally use your words in sentences - try making up at least 2 telling sentences and 2 questions

**Review Week** - Orally use your words in sentences - try making up at least 2 telling sentences and 2 questions

Thurs: **New Words Week** - Say, Spell, Say (i.e. "am", "/a/, /m/" - "am")

**Review Week** - Try to find your words in a book you are reading

High Frequency Words are words that we use most often in speaking and reading. These words may not follow phonics patterns/rules. Learning to recognize high frequency words by sight is critical to developing fluency in reading. Students will need to recognize and remember these words all year. They should not be trying to sound them out, but recognizing them by sight.

Please keep ALL flash cards on a ring or in a baggie/envelope. You will be adding to them all year and should be reviewing all prior weeks' words also. After you review words, you should spend some more time on those words that you have a little bit of trouble with.

# Book Report

Book Title:

Author:

Talk about the Characters and the Setting of the story

Who are the Characters in the story?

<hr/> <hr/> <hr/> <hr/> <hr/>	<hr/> <hr/> <hr/> <hr/> <hr/>
-------------------------------	-------------------------------

What is the Setting?

When did the story take place?

---

---

---

Where did the story take place?

---

---

---



I liked this book -circle one



Draw & COLOR a picture of your favorite part of the book.

# High Frequency Words Flash Cards

Parents, please cut out flash cards for your child to use to practice their High Frequency Words. These flash cards should be saved and practice on a weekly basis. You may want to mount them on index cards or construction paper for sturdiness. You can punch holes and store them on a ring, or keep them in a baggie.

little

the