

Name _____



Kindergarten Homework #18

Week of February 20, 2012

Homework is due on Friday

Parents, please work with your child to complete the activities in the homework packet. Please check off each box after your child completes an activity. Homework should be returned in your child's Daily Folder at the end of the week.

- READING** - at least 20 minutes each day

- 100 DAY COLLECTION** - Bring your 100 Day Collection on WEDNESDAY

- HIGH FREQUENCY WORDS** - Use the attached activities to practice your High Frequency Words each day. It is a NEW High Frequency Words week - see High Frequency list for ways to practice on a NEW week.

- LITTLE BOOKS** -Practice the High Frequency Words for the week - pointing and tracking the print as they read. You can keep the book at home for practice - PLEASE, DO NOT RETURN THE BOOK WITH HOMEWORK!

- MATH** - Practice Numbers 0-20

- COLLEGE ESSAY** - **College Week is coming!!** PTA is sponsoring an essay contest. Your child should write about where they want to go to college, why, what they want to learn in college, what they want to do when they grow up, what else they might do in college... This should be your CHILD'S wording (we can tell how 5/6 year olds write), but you can give some spelling help so that their essay is "readable"

- SIGHT WORD FOLDERS** - Practice Sight Words Daily

Reminders from School:

Wednesdays: Min. Days - 1:00 dismissal &
Wear School Spirit Colors

100 Day Celebration - Wed., Feb. 22nd









College Week - Feb. 27th

High Frequency Words:

NEW Words Week

one two three
four five

Weekly Reading Log

	Titles	# of Min.	Read to Me	I Read Some	Book Review
			Check One		
Mon.					 
Tues.					 
Wed.					 
Thurs.					 

High Frequency Words

See Homework Cover Sheet for High Frequency Words

Mon: **New Words Week** - PARENTS cut out Flash Cards - students practice reading new words on flashcards

Review Week - Practice/review ALL Flash Cards (old & new)

Tues: **New Words Week** - Practice writing words in shaving cream, chalk, rice, markers

Review Week - Writing practice page

Wed: **New Words Week** - Orally use your words in sentences - try making up at least 2 telling sentences and 2 questions

Review Week - Orally use your words in sentences - try making up at least 2 telling sentences and 2 questions

Thurs: **New Words Week** - Say, Spell, Say (i.e. "am", "/a/, /m/" - "am")

Review Week - Try to find your words in a book you are reading

High Frequency Words are words that we use most often in speaking and reading. These words may not follow phonics patterns/rules. Learning to recognize high frequency words by sight is critical to developing fluency in reading. Students will need to recognize and remember these words all year. They should not be trying to sound them out, but recognizing them by sight.

Please keep ALL flash cards on a ring or in a baggie/envelope. You will be adding to them all year and should be reviewing all prior weeks' words also. After you review words, you should spend some more time on those words that you have a little bit of trouble with.

Number Recognition

Parents - ask your child to identify each number as you point to it. Make sure to practice the ones they are having difficulty with. Record their scores each day - see if they improve!

**Make sure to listen carefully - some students are saying "thirty" for "thirteen", etc.

2 7 13 20 18 9

1 16 14 3 0 4

5 11 6 15 17 12

10 8 19

Try #1 _____ out of 21

Try #2 _____ out of 21

Try #3 _____ out of 21

I am still working on #s:

Name _____

Handwriting practice lines consisting of multiple sets of three horizontal lines: a solid top line, a dashed middle line, and a solid bottom line.

High Frequency Words Flash Cards

Parents, please cut out flash cards for your child to use to practice their High Frequency Words. These flash cards should be saved and practice on a weekly basis. You may want to mount them on index cards or construction paper for sturdiness. You can punch holes and store them on a ring, or keep them in a baggie.

one

two

three

four

five

--	--