



Name \_\_\_\_\_


# Kindergarten Homework #9

## Week of November 28, 2011

Homework is due on Friday

Parents, please work with your child to complete the activities in the homework packet. Please check off each box after your child completes an activity. Homework should be returned in your child's Daily Folder at the end of the week.

- READING** - at least 20 minutes each day
- PRINTING PRACTICE** - Use the lined paper to practice the **Letter of the Week** each day. (2 lines each day) Have your parents sit with you to help you practice. Make sure to start your letters at the top and write them correctly within the lines. Please use a 2-finger space between letters - you should write about 5 or 6 letters on each line.
- HIGH FREQUENCY WORDS** - Use the attached activities to practice your High Frequency Words each day. It is a NIEW High Frequency Words week - see High Frequency list for ways to practice on a REVIEW week.
- LITTLE BOOKS** - Look in your child's folder for the little reading book. Have your child read the book several times every day. Practice the High Frequency Words for the week - pointing and tracking the print as they read. You can keep the book at home for practice - PLEASE, DO NOT RETURN THE BOOK WITH HOMEWORK!
- MATH** - pgs. 43-48
- SIGHT WORD FOLDERS** - Practice Sight Words Daily



### Reminders from School:

Wednesdays: Min. Days - 1:00 dismissal

Singing Field Trip to Senior Center - Dec. 7<sup>th</sup>









Kindergarten Christmas Program - Dec. 15<sup>th</sup> in the MPR

Mrs. White & Mrs. Zolman - 6:00 p.m.

Mrs. Carpenter, Mrs. Mullen & Mr. Richmond  
7:00 p.m.

Letter of the Week: **Ii**  
High Frequency Words:  
**NEW Words Week**  
for he

# Weekly Reading Log

	Titles	# of Min.	Read to Me	I Read Some	Book Review
			Check One		
Mon.					 
Tues.					 
Wed.					 
Thurs.					 

## High Frequency Words

See Homework Cover Sheet for High Frequency Words

Mon: **New Words Week** - PARENTS cut out Flash Cards - students practice reading new words on flashcards

**Review Week** - Practice/review ALL Flash Cards (old & new)

Tues: **New Words Week** - Practice writing words in shaving cream, chalk, rice, markers

**Review Week** - Writing practice page

Wed: **New Words Week** - Orally use your words in sentences - try making up at least 2 telling sentences and 2 questions

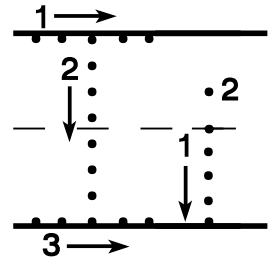
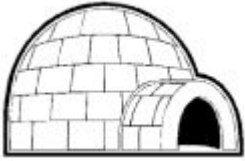
**Review Week** - Orally use your words in sentences - try making up at least 2 telling sentences and 2 questions

Thurs: **New Words Week** - Say, Spell, Say (i.e. "am", "/a/, /m/" - "am")

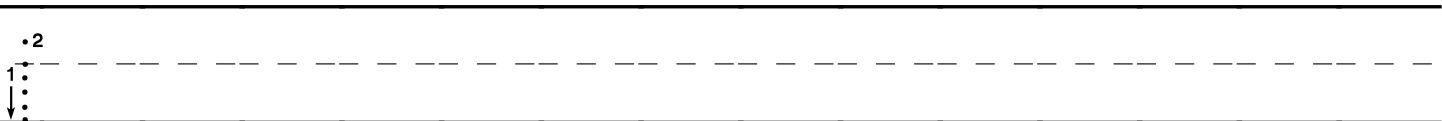
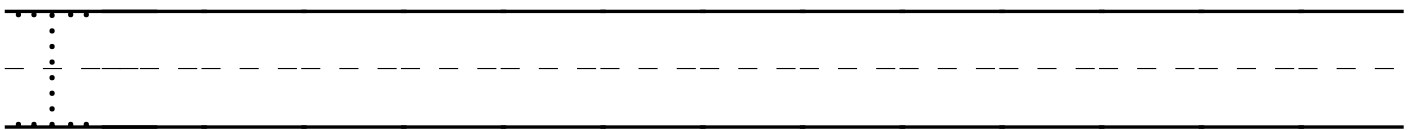
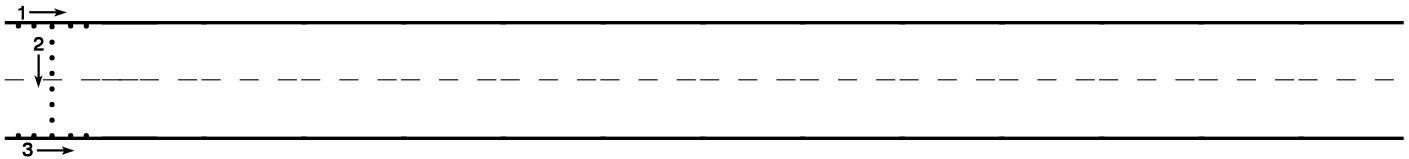
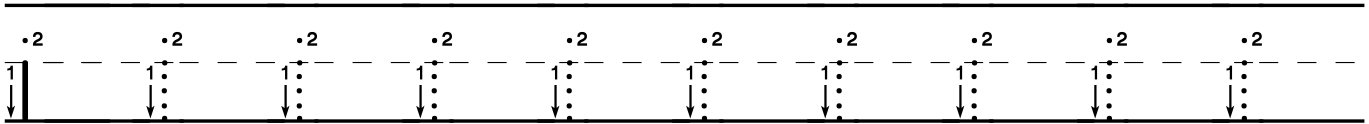
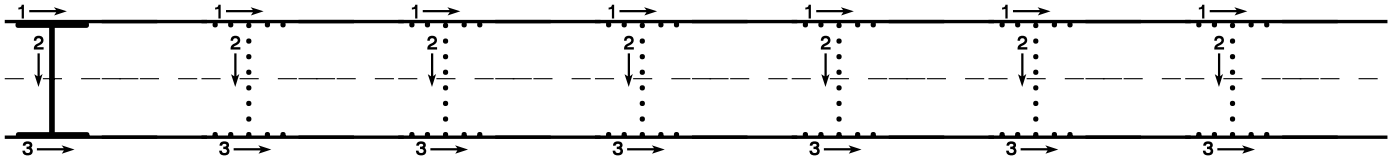
**Review Week** - Try to find your words in a book you are reading

High Frequency Words are words that we use most often in speaking and reading. These words may not follow phonics patterns/rules. Learning to recognize high frequency words by sight is critical to developing fluency in reading. Students will need to recognize and remember these words all year. They should not be trying to sound them out, but recognizing them by sight.

Please keep ALL flash cards on a ring or in a baggie/envelope. You will be adding to them all year and should be reviewing all prior weeks' words also. After you review words, you should spend some more time on those words that you have a little bit of trouble with.

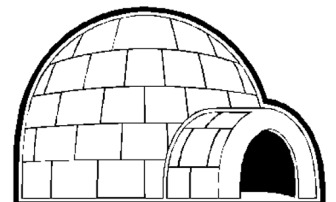


Please use a pencil for all printing practice. Make sure to follow the arrows for the correct formation of letters.



Circle your best lower case and capital li.

Say the sound for li as you are writing your letters.



# High Frequency Words Flash Cards

Parents, please cut out flash cards for your child to use to practice their High Frequency Words. These flash cards should be saved and practice on a weekly basis. You may want to mount them on index cards or construction paper for sturdiness. You can punch holes and store them on a ring, or keep them in a baggie.

he

for